

Water use for lifestyle blocks

Information guide

February 2018

Know what you can take; know what you are taking

Water use on your property






Water is a serious issue in Canterbury – particularly in dry periods – and Environment Canterbury and a number of other agencies strongly encourage efficient use of water, particularly for irrigation. Water may be taken without a resource consent for an individual’s reasonable domestic needs or for stock drinking water.

How much water can I take?

For details on taking water for domestic and stock water purposes, see the information guide *Domestic and Stock Water Taking and Use* on the Environment Canterbury website.

You may also be able to take a permitted volume of water for other purposes depending on the location of your property and other factors. Contact Customer Services (details below) for help in determining how much water you can take and whether there are any other considerations to take into account.

Typical water use for different irrigator types

	Irrigator Type	Application rate (mm/hr)	Flow rate (l/s)	Time to use 10,000 l*
	Hand shift (per sprinkler)	7.5–15	~0.2	14 hours
	Long lateral (per sprinkler)	7.5–15	~0.2	14 hours
	K line (per pod)	3–8	~0.2	14 hours
	Drag hose gun	10–15	9–15	11–18 minutes
	Hard hose gun	10–20	20–25	Up to 8 minutes

*10,000 litres is generally the permitted volume of groundwater. However, check with Customer Services on 0800 324 636 to find out how much water you can take on your property.

ET18/6530

Environment Canterbury Offices